

# rennova:

## STEP-BY-STEP REFORM

Practical guide for a  
successful renovation  
of your dream home





# Index

Introduction	2
Preparing for the Renovation	3
Selecting Professionals	4
Renovation Phases	5
Trends and Design Options	6
Post-Renovation Care and Maintenance	7
Conclusion	8
About Rennova	9
Testimonials	10







## Why Rennova?

In Rennova we offer you all our experience to **make your renovation project a reality**. We are specialists in providing the best solutions, always adjusted to your needs, we offer services of integral reforms, kitchen reforms, bathroom reforms, reforms for communities of owners, rehabilitation of buildings and much more.



Planning a complete renovation requires defining a detailed budget and establishing a clear schedule. During execution, monitor each stage to ensure that deadlines are met and quality is maintained.

Make adjustments if necessary and maintain constant communication with the work team. Finish with an inspection to ensure that everything is in order.

# 1. Preparation for the Reform

## 1.1 IDENTIFICATION OF NEEDS AND OBJECTIVES OF THE REFORM

Before starting any renovation project, it is essential to clearly define what you want to achieve. Is it an aesthetic improvement? Is more space needed? Are there structural problems that need to be solved?



### Practical advice

- Break down the budget by categories (demolition, materials, labor, etc.)
- Research average costs in your area for reference.
- Consider getting several quotes to compare prices and services.



### Practical advice

- Make a detailed list of your needs and desires.
- Prioritize the most important aspects of your renovation.
- Consider how the use of the space may change in the future.

## 1.2 INITIAL BUDGET AND FINANCIAL PLANNING

Establishing a realistic budget is crucial to avoid financial surprises. Determine how much you are willing to spend and be sure to include a margin for contingencies.

## 1.3 LEGAL CONSIDERATIONS AND REQUIRED PERMITS

Many renovations require legal permits or compliance with local regulations. It is important to know what procedures are necessary to avoid legal problems.

*“Consult our experts for free advice on the permits required for your renovation.”*



### Practical advice

- Find out what permits are required for your type of renovation.
- Check local regulations and whether your homeowner's association has specific rules.
- Make sure any contractor you hire has the necessary licenses and insurance.



## 2. Selection of professionals

### 2.1 HOW TO CHOOSE THE BEST PROFESSIONALS

Choosing the right professionals can make the difference between a successful renovation and a frustrating experience. It is important to select experts with experience and good references.



#### Practical advice

- Review the professional's portfolio of past work.
- Read online reviews and opinions.
- Ask for direct references from previous clients



#### Practical advice

- Improved project planning and management.
- Increased efficiency and less downtime.
- High quality results that meet safety and construction standards.

### 2.2 IMPORTANCE OF HIRING AN EXPERIENCED COMPANY

An experienced renovation company understands the complexities of each project and can anticipate problems before they occur.

### 2.3 WHAT TO ASK A CONTRACTOR BEFORE SIGNING A CONTRACT

Before hiring a professional, it is crucial to ask key questions to understand the scope of work, timing and costs.



#### Practical advice

- What is your experience with similar projects, can you provide a detailed project schedule,
- what happens if there is a change in the scope of work or budget?

*Find out how our team of experts can make your project a reality with the highest quality and professionalism, contact us for a no obligation quote!*

# 3. Phases of the Reform

## 3.1 BREAKDOWN OF THE DIFFERENT PHASES OF AN OVERHAUL

Every renovation consists of several stages that must be followed to ensure a successful outcome. Understanding each phase helps to manage expectations and better plan the project.



### Practical advice

- During planning, maintain open and honest communication about your expectations.
- During demolition, make sure you have a plan for waste management and environmental protection.
- During construction, stay informed about progress and any problems that arise.



### Practical advice

- **Planning:** Initial discussion, design and budget.
- **Demolition:** Removal of existing structures or elements.
- **Construction:** Structural modifications, installation of electrical and plumbing systems.
- **Finishing:** Painting, installation of flooring, tile, carpentry, etc. Inspection and Submittal: Final review to ensure that everything is according to specifications.

## 3.2 TIPS FOR EACH STAGE AND WHAT TO EXPECT DURING THE PROCESS

Preparing for each stage minimizes stress and ensures that the renovation goes smoothly.




### PLANNING

1 month



### DEMOLITION

2-3 weeks



### CONSTRUCTION

2-3 months depending on m²



### FINISHES

1-2 months depending on m²



### INSPECTION AND DELIVERY

1-2 weeks

“Want us to guide you through each phase, talk to us for a customized plan.”



## 4. Design Trends

### 4.1 LATEST TRENDS IN INTERIOR DESIGN

Keeping up with the latest design trends can help create a modern and functional space.



#### Practical advice

- Opt for high-quality materials that suit your lifestyle.
- Consider long-term ease of maintenance.
- Make sure the materials selected are suitable for the specific use (e.g., water-resistant tiles for the bathroom).






#### Current trends

- Use of natural and sustainable materials.
- Open and multifunctional spaces.
- Neutral colors with vibrant accents
- Integrated technology in the home.

### 4.2 TIPS FOR CHOOSING MATERIALS AND FINISHES

The choice of materials and finishes affects not only the aesthetics, but also the durability and maintenance of the space.

*Explore more design ideas on our blog or request a personalized consultation to discuss your options.*



### 4.3 IDEAS TO MAXIMIZE SPACE AND FUNCTIONALITY

Making the most of the available space is key to creating a functional and comfortable home.



#### Practical advice

- Use multifunctional furniture and smart storage solutions
- Consider natural and artificial lighting to enhance the feeling of space.

## 5.

# Maintenance and Post-Reformation Care

## 5.1 TIPS FOR THE MAINTENANCE OF FINISHES AND MATERIALS

Maintaining the condition of a newly completed renovation is crucial to prolonging its life and maintaining its appearance.



### Practical advice

- Follow the manufacturer's care instructions for all materials  
Clean regularly to avoid premature wear and tear,
- Apply protective treatments to surfaces such as wood or marble.




### Practical advice

- Schedule annual inspections for key systems such as plumbing and electrical.
- Make minor repairs as soon as they are detected.

## 5.2 PREVENTIVE MAINTENANCE PLANNING

Discover our post-reform maintenance service to ensure that your investment lasts.

“Discover our post-reform maintenance service to ensure that your investment lasts.”





# 6. Conclusions

## SUMMARY OF KEY POINTS

1.

### PREPARATION FOR REFORM

- 1.1 Identification of needs and objectives of the refurbishment
- 1.2 Initial budget and financial planning
- 1.3 Legal considerations and necessary permits

2.

### PROFESSIONAL SELECTION

- 2.1 How to choose the best professionals
- 2.2 Importance of hiring an experienced company
- 2.3 What to ask a contractor before signing a contract

3.

### PHASES OF THE REFORM

- 3.1 Breakdown of the different phases of a refurbishment  
(Planning, Demolition, Construction, Finishing, Inspection and Handover).
- 3.2 Tips for each stage and what to expect during the process

4.

### DESIGN TRENDS

- 4.1 Latest trends in interior design
- 4.2 Tips for choosing materials and finishes
- 4.3 Ideas to maximize space and functionality

5.

### MAINTENANCE AND AFTER-CARE

- 5.1 Tips for maintenance of finishes and materials
- 5.2 Preventive maintenance planning

*“Ready to start your renovation? Request your free estimate now and let us help you transform your space!”*

## 7. About Rennova

### HISTORY

Rennova is a company of integral reforms in Barcelona founded more than a decade ago. Since its inception, it has stood out for offering integral and partial reforms (kitchen, bathroom), communities, commercial premises, rehabilitation of buildings and reforms for rent. Over the years, it has evolved, expanding its services and adapting to new market trends.

### MISSION

Rennova's mission is to transform spaces in a comprehensive manner, offering high quality service and attention to detail. Its focus is based on customer satisfaction, providing projects that combine functionality and design, all under a tight budget and established deadlines.

### VISION

Rennova seeks to consolidate itself as a benchmark company in the renovation sector in Barcelona. They aspire to be recognized for their innovation, sustainability and commitment to excellence, offering solutions that improve the lives of their clients through modern and efficient spaces.

### SERVICES WE OFFER



INTEGRAL  
RENOVATIONS



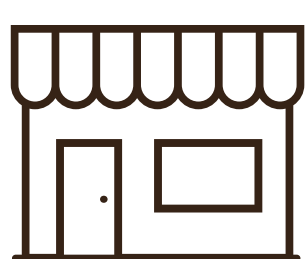
KITCHEN  
RENOVATIONS




BATHROOM  
RENOVATIONS



COMMUNITY  
RENOVATIONS



COMMERCIAL  
RENOVATION



BUILDING  
RENOVATION



RENOVATIONS  
TO RENT



## 8. Testimonials



Excellent work by Rennova. They refurbished my apartment with attention to detail and met the agreed deadlines. The team is professional and were always available for any questions. Very satisfied with the results.

**Juan Arroyo**



We hired Rennova for the partial renovation of our commercial space and the change was incredible. The team understood exactly our needs and the final result exceeded our expectations. Professionalism and quality from start to finish.

**Elisa Sánchez**



Rennova did a complete renovation of my apartment, and I couldn't be happier. From design to execution, everything was impeccable. They were on time and on budget, and the result is beautiful and functional.

**Esther Expósito**



The experience with Rennova was excellent. They renovated an entire building and the process was very smooth. They handled everything efficiently and with great professionalism. The end result is modern, quality and functional.

**Salvador Català**



A modern interior space featuring a kitchen island with a dark countertop and light-colored cabinets. In the background, there is a living area with a grey sofa and a large window. The ceiling is white with a decorative circular medallion and several recessed spotlights. The floor is made of light-colored wood. A large, abstract, light green shape is overlaid on the image, partially obscuring the kitchen and living areas.

# rennova:

+34 932 427 757

+34 664 785 114

[info@rennova.com](mailto:info@rennova.com)

[www.rennova.com](http://www.rennova.com)

